

**OPIS TECHNICZNY  
TECHNICAL DESCRIPTION  
ТЕХНИЧЕСКОЕ ОПИСАНИЕ  
TECHNISCHE BESCHREIBUNG**



# MB-78EI DPA

## AUTOMATIC FIREPROOF SLIDING DOOR SYSTEM

### 1. Description of construction

The MB-78EI DPA system is used for execution of partitions with integrated automatic single and double sliding doors of fireproof class EI15, EW30 or EI30. It is based on the MB-78EI system of fireproof partitions with integrated door, which provides most components, such as main profiles, glazing beads, cooling inserts, expanding tapes, gaskets and most accessories.

The MB-78EI DPA system features the following characteristics:

- Constructional depth of profiles equals 78 mm.
- The system is based on three-chamber aluminium profiles with thermal spacers 34 mm wide.
- Sliding door construction can also be fabricated in variant I & II. In the variant I, the glass is located centrally in relation to the profile. The variant II, however, enables the fabricator to manufacture the construction with a safety joint – 8 mm.
- Fire-resistant elements are inserted into internal chamber of profiles as well as into the insulating space between profiles. Additional insulating elements and expanding tapes are fitted on external surfaces.
- Fire resistance class EI15, EW30 and EI30, in situations of external and internal fire exposure.  
Smoke control class : S<sub>a</sub> and S<sub>200</sub> - from the side opposite to the drive
- Connection of fixed partition profiles is executed by corner joints of “L” type or crosswise joints of “T” type. Leaf profiles are connected crosswise – “T” type.
- The drive may be mounted onto the system partition or onto the masonry.
- Possibility of applying muntin bars stuck on the surface of the glass.
- Construction fabrication technology is the same as in the MB-78EI system.
- Tooling applied for workings of sliding door comes from the MB-78EI system.
- Sliding leaves, mounted in exterior development, should be protected against direct runoff water.

Maximum dimension of partition walls are presented in the MB-78EI catalogue, section “Structural Analysis”.

Allowable weight and leaf dimensions are shown in the section “Hardware” of the said catalogue.

Glass panes possible to be applied are the same as in the MB-78EI. A wide range of glazing enables installation of all standard fire-proof glass panes of the class: EI15, EW30 and EI30, also when used in any type of glass insulating unit.

**Each structure made from elements of the MB-78EI DPA system must have authorization for use in accordance with regulations applicable in the country in which it is mounted. A reference document used by the manufacturer to declare conformity at the stage of marketing a fire protection product strictly defines the range of structures authorized for use in a particular country, including detailed solutions. Only solutions presented herein may be applied in the production of the product.**

**Solutions presented in this catalogue are subject to additional restrictions resulting from approvals for use applicable in the country where they are used. The said restrictions are specified in supplements, which form an integral part of this catalogue.**

#### **WARNING:**

**Any rights to the present publication and rights to utility models included herein are vested in ALUPROF S.A. and are subject to protection pursuant to the regulations on utility models and copyrights protection.**

**ALUPROF S.A. reserves the right to make alterations and add supplements in view of further development of the system and its continual technical improvement.**

**The presented publication shall not be reproduced or copied in any way whatsoever without a prior written consent of ALUPROF S.A.**

**2. TECHNICAL DESCRIPTION OF MATERIALS AND RAW MATERIALS**

(See: section 02 of the MB-78EI production catalogue)

**2.1. HARDWARE**

Hardware should be fastened to door profiles in accordance with the system documentation or documentation of hardware manufacturer. Types of hardware should be adjusted to the deadweight of leaves and their operational load and dimensions. All hardware fitted in the MB-78EI DPA system must have an approval certificate, confirming fitness for use in relevant fire-proof structures, in compliance with regulations applicable in a particular country.

Examples of drives for sliding door, approved for use:

- GEZE Powerdrive PL-F.

**3. ADDITIONAL INFORMATION**

(See: section 02 of the MB-78EI production catalogue)

**3.1. CATALOGUE UPDATES**

The catalogue should be updated by downloading PDF files at <https://aluprof.eu/> in the authorized section "Catalogues".




















**4. INFORMATION ON THE SUSTAINABILITY OF ALUPROF SA PRODUCTS**

Aluprof, as a leading manufacturer of aluminum systems, places the utmost importance on to sustainable development, minimizing the impact of their activities on the environment.

Since 2014, the Company has been a member of the UN Global Compact, committing to comply with international principles regarding human rights, labour standards and environmental protection.

Aluprof has in place an Environmental Management System in accordance with the PN-EN ISO 14001:2015 standard, which confirms the Company's commitment to environmental protection and concern for the natural environment. Aluprof's systems comply with standards and are developed in accordance with the requirements of legislation and other environmental obligations, and the continuous improvement of the environmental management system significantly improves the awareness and environmental performances of the Company. In 2022, Kęty Group, of which Aluprof is a part, received a new Environmental Product Declaration (EPD) for their aluminium profiles, based on EN 15804 and verified in accordance with ISO 14025 by an external auditor. Aluprof systems can be fully recycled and the materials obtained in this process can be reused without loss of quality. This action contributes significantly to extending the product life cycle, which in practice means reducing waste to a minimum. If a customer has a used product, he or she can easily return it to the collection centre, from where the material for the manufacture of new Aluprof products is obtained. However, in the case of aluminum products delivered directly to the Company, they are carefully sorted and coatings removed. The material is then scrapped, providing the Company with raw material that will be reused for new products. Both aluminum from the collection points and the Company goes to the Kęty Group's stamping plant, where new products are made from it. Thanks to this, Aluprof not only cares about the environment, but also ensures the high quality of their products by recycling and reusing materials. As an active member of the World Green Building Council and DGNB (*Deutsche Gesellschaft für Nachhaltiges Bauen*), Aluprof supports global and local initiatives promoting low-emission construction and the development of sustainable cities. The carbon footprint of the production of Aluprof profiles is only 3.3 kg CO<sub>2</sub>e/kg, compared to the average of 9.0 kg CO<sub>2</sub>e/kg of the European Aluminum Association. Aluprof creates a sustainable supply chain and encourages their suppliers to pursue a responsible environmental policy. The Company supports the development of green building and promotes technologies that reduce energy consumption in buildings, cooperating with the Polish Green Building Council (PLGBC) and acting as an Ambassador for Passive Building. Thanks to these activities, Aluprof sets high standards in the construction industry, striving to create a greener and more sustainable future.

**5. GRAPHIC SYMBOLS USED IN THE CATALOGUE**

	Number		Working
	Remarks		Compatible elements
	Total area [dm <sup>2</sup> /m]		Cut
	Decorative area [dm <sup>2</sup> /m]		Glue with two-component glue
	Angle of cut [°]		Glue and seal
	Dimensions [mm]		Seal with silicone
	Number of items		Glue
	Material		Perform with the use of: _____
	Standard		Page
	Scale		



**STATYKA  
STRUCTURAL ANALYSIS  
СТАТИКА  
STATIK**



## STRUCTURAL ANALYSIS

- For the purpose of structural analysis calculations, use the information, methods and graphs contained in the production catalogue MB-78EI.
- Maximum height (Hsc) of single =2583 mm and double sliding doors =2550 mm.
- Minimum height (Hsc) of single and double sliding doors =2055 mm.
- Maximum width (Lsc) of single sliding door =1645 mm.
- Maximum width (Lsc) of double sliding door =1500 mm.
- Minimum width (Lsc) of single and double sliding door =750 mm.
- Maximum width (2xLsc+10 mm) of double sliding doors =3010 mm.(  $S_a$  i  $S_{200}$  =2048 mm ).
- Minimum width (2xLsc+10 mm) of double sliding doors =1510 mm (  $S_a$  i  $S_{200}$  =1510 mm ).
- Maximum sash weight = 200 kg.
- Information on minimum and maximum dimensions and allowable weight of leaves, related to the applied sliding door drive system is included in the section "Hardware".

